

Adventures with *Imaginary Friends*

Creative Moments



RESPOND to questions about *Imaginary Friends* and adventure stories:

- What if an imaginary friend could help you feel confident enough to go places you've never been and do things you have never experienced before?
- What if an imaginary friend could help you face a difficult situation, find a creative solution to a problem, or embark on an amazing adventure?
- What if your imaginary friend helped you create a story you have to believe to see?



CREATE a story with the help of an *Imaginary Friend*. This could be one you already know, or a new friend you just created. Let your imagination wander as you envision an adventure you could share together.






OUTLINE THREE STORY PARTS:


BEGINNING

MIDDLE

END



DESIGN THE STORY COVER AND WRITE A TITLE.



PRESENT your story's cover, title, and three-part outline to family members, friends, or classmates. Explain how your imaginary friend inspired the adventure tale.



CONNECT what you know about friendship and imagination with being an author. Consider how putting *imagination into action* can help boost everyone's creativity and sense of adventure. Think of ways to extend your story as you and your imaginary friend learn from mistakes and come up with novel ways to solve problems.

Note for teachers and parents:
Share children's artwork on social media using #StayCreative



For more **Creative Moment** ideas use this QR code or go to [crayola.ca/campaign-for-creativity](https://www.crayola.ca/campaign-for-creativity)



©2024 Paramount Pictures



Creative Thinking Sheet
© 2024 Crayola